


**SAFETY INFORMATION**

Always ensure that the load does not exceed the rated capacity of the equipment being used. Make sure that the girder the Beam Clamp is attached to meets and exceeds the stated load. The load must not swing during operation and do not subject the Beam Clamp to sudden shocks.



**1** BC1000

**1 tonne Beam Clamp**

**Expert Quality**, for semi-permanent attachment to steel RSJ's to act as lifting point for chain blocks, hoists and lifting tackle. Can also be used for the lifting and transfer of steel beams and as a pulling clamp. Test certificate included. Carton packed.


Specification:

Safe working load (S.W.L.)	... 1 tonne
Girder beam width	... 75-260mm
Overall width (beam clamp)	... 180-360mm
Depth (beam clamp)	... 64mm
Steel plate thickness	... 5mm

Stock No.	Box Qty	Price each
48344	-	€97.44D



**beam clamps**



**2** BC2000


**2 tonne Beam Clamp**

**Expert Quality**, for semi-permanent attachment to steel RSJ's to act as lifting point for chain blocks, hoists and lifting tackle. Can also be used for the lifting and transfer of steel beams and as a pulling clamp. Test certificate included. Carton packed.

Specification:

Safe working load (S.W.L.)	... 2 tonne
Girder beam width	... 75-260mm
Overall width (beam clamp)	... 180-360mm
Depth (beam clamp)	... 74mm
Steel plate thickness	... 6mm

Stock No.	Box Qty	Price each
48346	-	€99.82D



**3** BC3000


**3 tonne Beam Clamp**

**Expert Quality**, for semi-permanent attachment to steel RSJ's to act as lifting point for chain blocks, hoists and lifting tackle. Can also be used for the lifting and transfer of steel beams and as a pulling clamp. Test certificate included. Carton packed.

Specification:

Safe working load (S.W.L.)	... 3 tonne
Girder beam width	... 80-354mm
Overall width (beam clamp)	... 235-490mm
Depth (beam clamp)	... 103mm
Steel plate thickness	... 8mm

Stock No.	Box Qty	Price each
48347	-	€143.16D



**4** BC5000

**5 tonne Beam Clamp**

**Expert Quality**, for semi-permanent attachment to steel RSJ's to act as lifting point for chain blocks, hoists and lifting tackle. Can also be used for the lifting and transfer of steel beams and as a pulling clamp. Test certificate included. Carton packed.

Specification:

Safe working load (S.W.L.)	... 5 tonne
Girder beam width	... 80-354mm
Overall width (beam clamp)	... 235-490mm
Depth (beam clamp)	... 110mm
Steel plate thickness	... 10mm

Stock No.	Box Qty	Price each
48348	-	€166.32D

**Important Box Qty info:** For your convenience we recommend ordering in box quantity or multiples of box quantity where shown. **You can still order in any quantity** unless specifically stated otherwise.